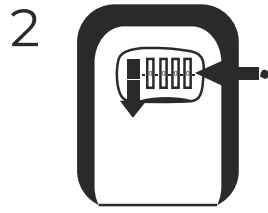
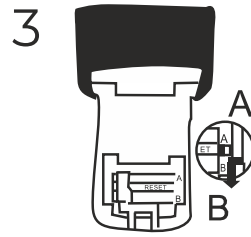


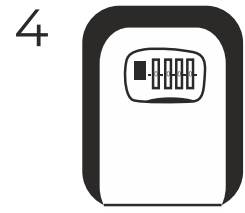
- Aprire lo sportello
- Open the shutter
- Ouvrir le volet
- Ava katik



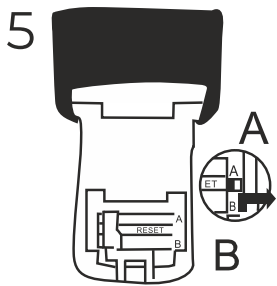
- Inserire il codice master (il codice master è 0-0-0-0)
- Enter the password (the factory default password is 0-0-0-0) and pull down the black lever to open the lock
- Entrez le code (par défaut 0-0-0-0) Abaissez le levier pour ouvrir la porte
- Sisestage parool (tehase vaikeparool on 0-0-0-0) ja tõmba alla must hoob luku avamiseks



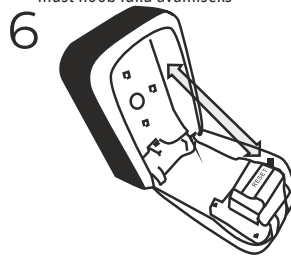
- Fare scivolare la leva dal punto A al punto B
- Slide the lever from A to B
- Faites glisser le levier de A à B
- Lükake hoob asendist A punkti B




- Comporre un codice nuovo
- Choose a new password
- Composer un nouveau code
- Valige uus parool




- Dopo aver composto il codice, fare scivolare la leva dal punto B al punto A
- After changing the password, slide the lever from B to A
- Après avoir défini votre nouveau mot de passe, faites glisser le levier de B vers A
- Pärast parooli muutmist libistage hoob asendist B asendisse A



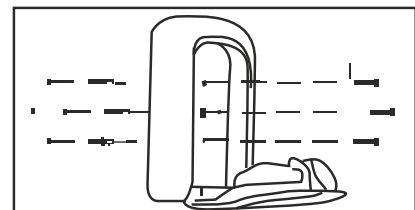
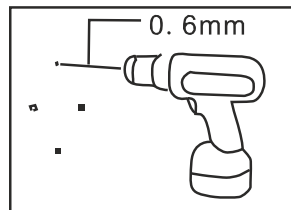
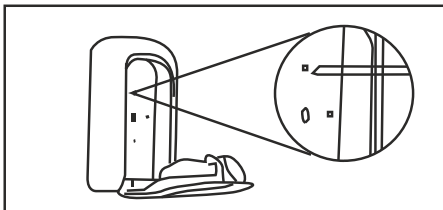
- Posizionare il prodotto e chiudere la porta
- Close the lock cover
- Place l'article et fermez la porte
- Sulgege luku kate



- Mischiare le ghiera
- Jumble the numbers
- Composer une combinaison aléatoire
- Segage number



- Chiudere lo sportello
- Close the shutter
- Fermer le volet
- Sulgege katik



STARK

